



Features:

- 3Ø - 3 Wire Input
- Monitors , Phase Sequence, Under Voltage, Over Voltage
- Trip delay (T) -0.2 to 10Sec
- LED Indication: Relay ON, Power ON
- Slim, Space Saving Design
- DIN Rail Mount

Size: DIN 17.5mm

Certifications:

Technical Specifications

Input Specifications

Accuracy (Trip Voltage)	±0.5% of F.S. (F.S. = Full Scale)
Reset	Auto reset on removal of fault condition

Output Specifications

Output Contact	SPDT (1 C/O)
Contact Rating	NO/5A, NC/3A@250V AC

Functional Specifications

Phase Sequence,	Yes
Under Voltage	310 to 405V AC
Over Voltage	425 to 520V AC
Trip delay (T)	0.2 to 10sec
Power On Delay	400 msec
Accuracy (Trip time)	±5% of F.S. (F.S. = Full Scale)

Supply Voltage

Nominal Input Voltage	415V AC
Power Consumption	20VA max
Operating Voltage	310 to 520V AC

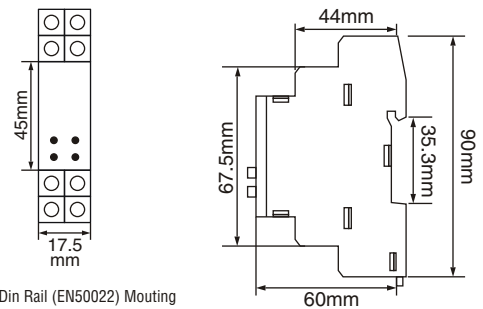
Environmental Specifications

Temperature	Operating: 0 to 50°C (32 to 122°F) Storage: -20 to 75°C (-4 to 167°F)
Humidity (non-condensing)	Upto 95% RH
Weight	62 gms
Protection Level	IP50 for faceplate IP40 for housing IP20 for terminals

LED Indication Chart

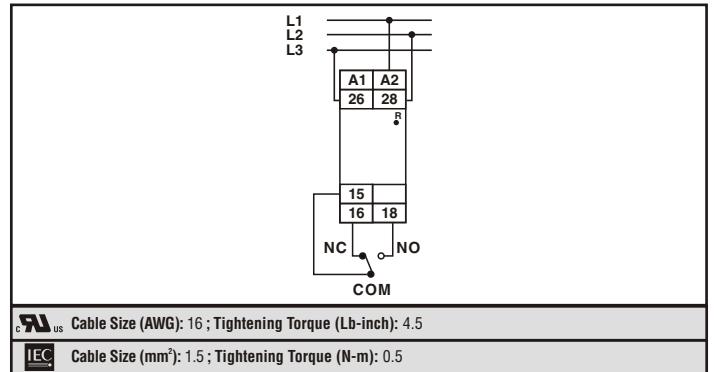
Supply	Relay LED	Power LED
Nominal condition	ON	ON
Phase reversed	OFF	ON
UV / OV	OFF	ON

Dimensions



Symmetrical 35mm Din Rail (EN50022) Mounting

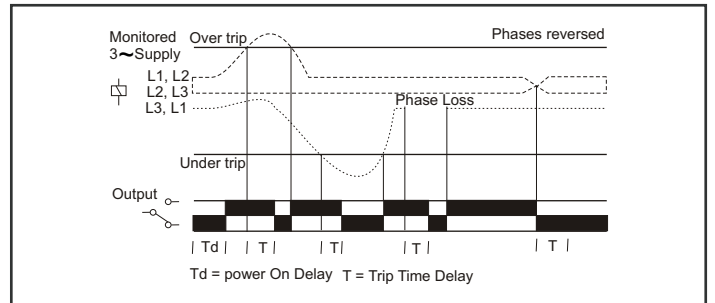
Terminal Connections



Cable Size (AWG): 16 ; Tightening Torque (Lb-inch): 4.5

Cable Size (mm²): 1.5 ; Tightening Torque (N-m): 0.5

Timing Diagram



Ordering Information

Part No.	Supply Voltage	Certification
600VPR-310/520	3Ø/3W, 310 to 520V AC, P-P	
600VPR-310/520	3Ø/3W, 310 to 520V AC, P-P	